

TEXARKANA ARKANSAS POLICE DEPARTMENT



MONTHLY REPORT
DECEMBER 2008
Robert H. Harrison
CHIEF OF POLICE

The monthly management report is designed to provide you with an overview of the monthly activities of the police department. Should you need additional information or have a question on its content, please contact me or one of the Division Commanders for additional information.

PERSONNEL ISSUES

We continue this reporting period with one (1) Docket Coordinator's position frozen.

The following personnel actions occurred during this month:

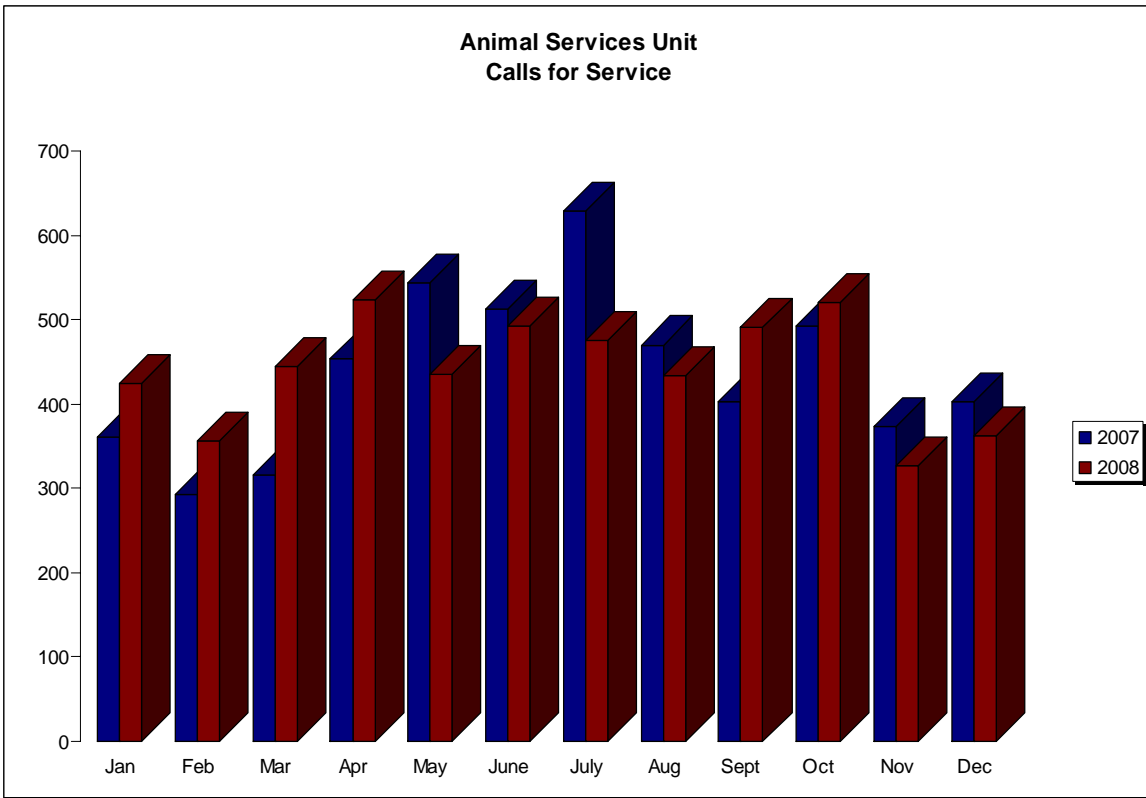
- Retirements None
- Resignations Chad Ford, Kevin Heagwood
- Hiring None
- Promotions None
- Terminations None

IN-SERVICE TRAINING



Courses Taken	Hours
K-9 Training	40
Recruit School	40
Field Training	160
Firearms Qualification	170
Basic Academy	120
ACIC	4
Basic Swat	40
DNA	48
December Training Hours	622
Year to Date Total	9884

ANIMAL SERVICES

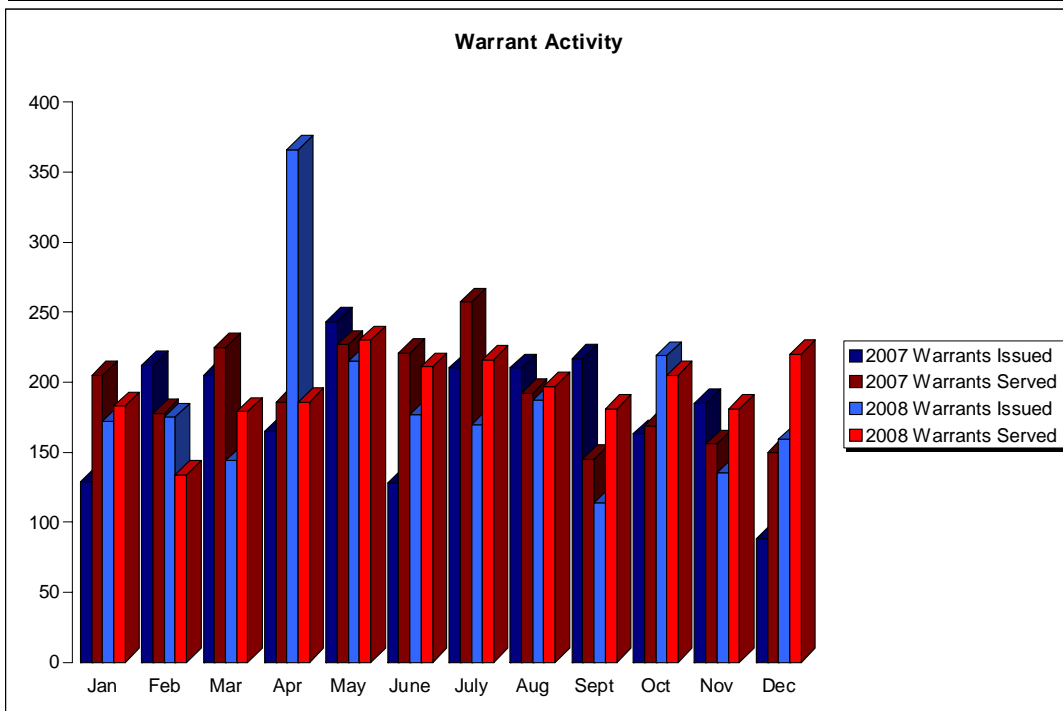
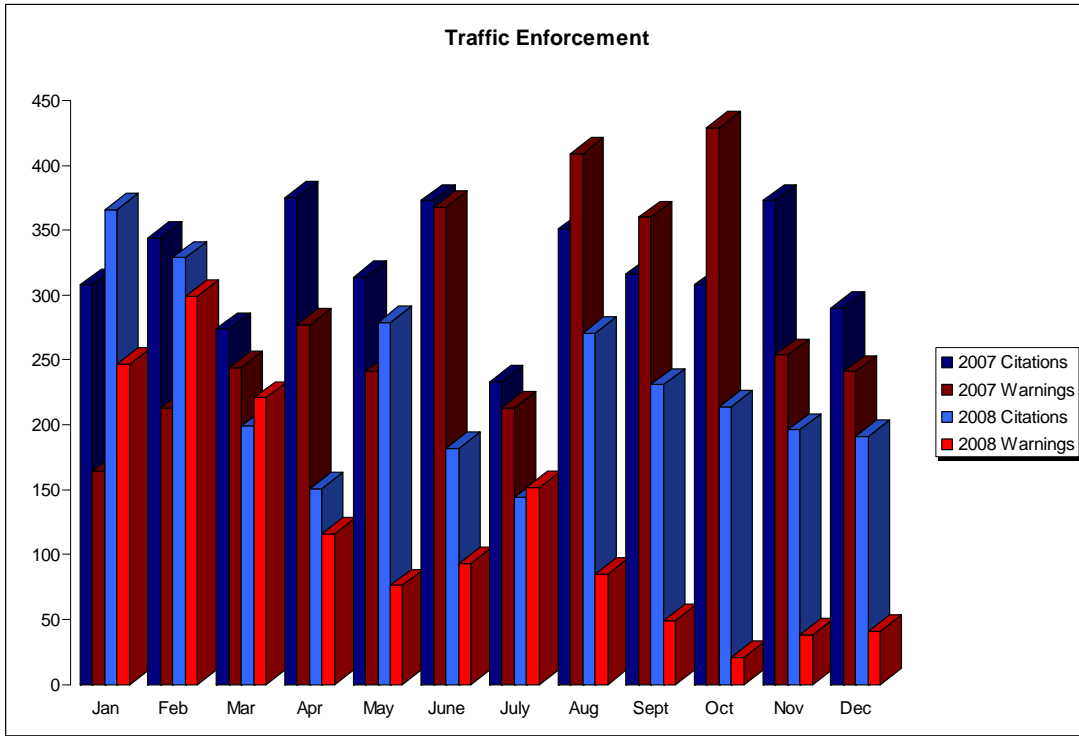


INDEX CRIME

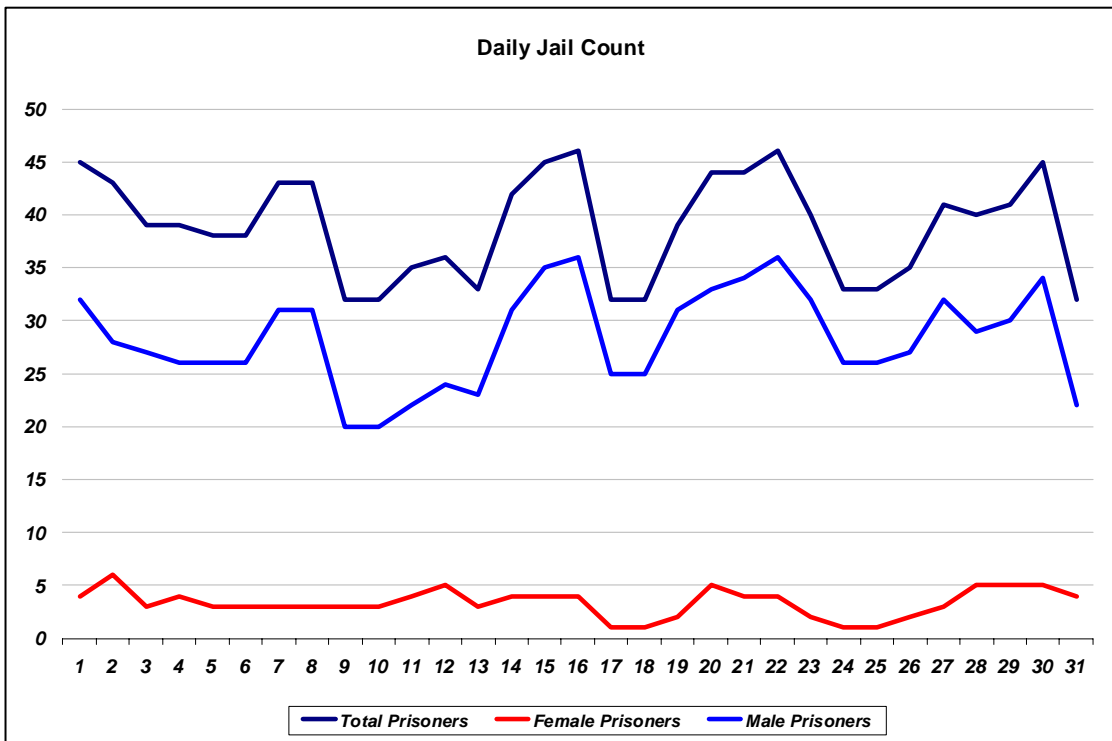
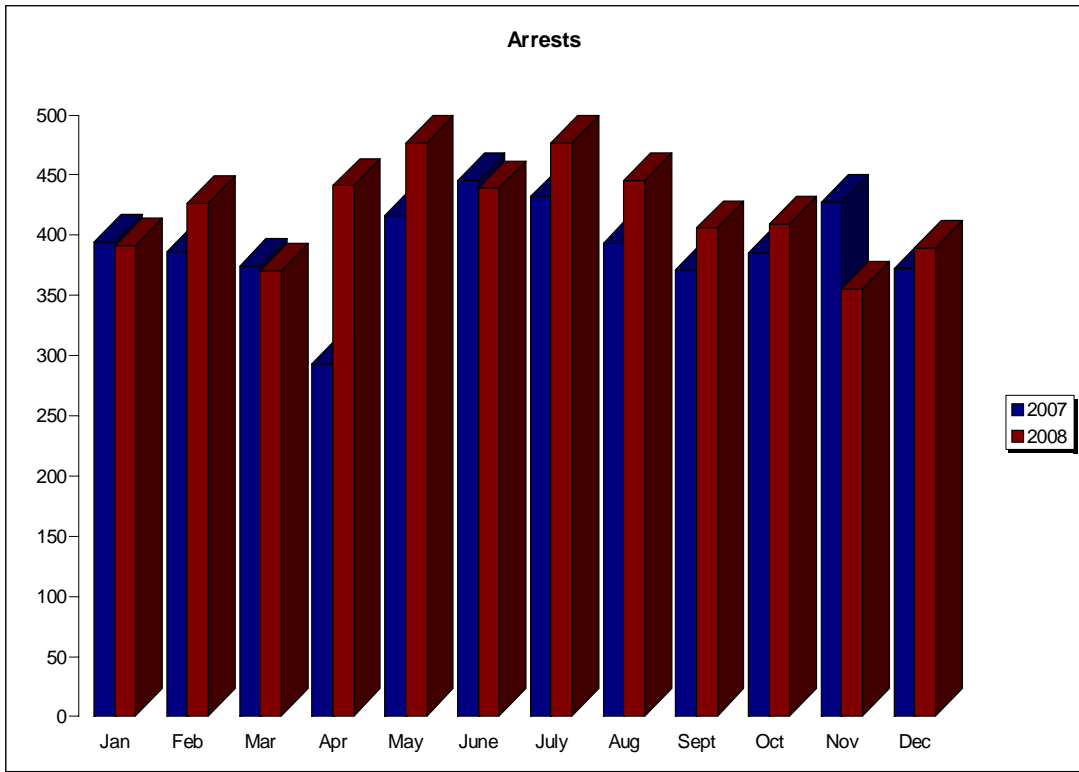
2008 December Case Assignments												
FELONY							MISDEMEANOR					
	Assigned	Cleared	Arrested	Continued	Unfounded	Clearance Rate	Assigned	Cleared	Arrested	Continued	Unfounded	Clearance Rate
Anthony, A.							1			1		0%
Atchley, J.	2		2			100%						
Briggs, T.							1			1		0%
Cochran, J.	29	9	7	11	4	69%	1		1			100%
Easley, W.	6	1	3	2		67%	6	4	1	1		83%
Fincher, A.	37	2	4	29	2	22%						
Gladden, J.	22	2	3	17		23%						
Guzman, A.							120	43	2	75		38%
Haak, J.	3		1	2		33%	2	4	1	2	1	300%
Hunter, L.	6	1	3	2		67%	41	10	13	18		56%
Knouse, J.							12		4	8		33%
Moody, L.	14	2	7	2	3	86%	4	3			1	100%
Nall, P.	25	2	3	19	1	24%						
Phelps, C.	2		1	1		50%						
	146	19	34	85	10	43%	188	64	22	106	2	47%

August 2007 vs August 2008 UCR													
Offense	2007 Reported			2008 Reported			2007 Unfounded			2008 Unfounded			2008 Clearance Rate
	2007 Reported	2008 Reported	% Change	2007 Unfounded	2008 Unfounded	% Change	2007 Actual	2008 Actual	% Change	2007 Cleared	2008 Cleared	% Change	
HOMICIDE	0	2	0%	0	0	0%	0	2	0%	0	2	0%	0%
RAPE	6	2	-67%	1	0	-100%	5	2	-60%	5	1	-80%	0%
ROBBERY	6	8	33%	0	1	#DIV/0!	6	7	17%	3	1	-67%	14%
ASSAULT	24	28	17%	0	1	#DIV/0!	24	27	13%	26	16	-38%	59%
Violent Crime Index	36	40	11%	1	2	100%	35	38	9%	34	20	-41%	53%
BURGLARY	31	45	45%	0	1	#DIV/0!	31	44	42%	8	8	0%	18%
LARCENY	106	127	20%	3	1	-67%	103	126	22%	44	42	-5%	33%
MOTOR VEHICLE THEFT	7	16	129%	0	2	#DIV/0!	7	14	100%	8	4	-50%	29%
Property Crime Index	144	188	31%	3	4	33%	141	184	30%	60	54	-10%	29%
Total Crime Index	180	228	27%	4	6	50%	176	222	26%	94	74	-21%	33%
Simple Assault	98	96	-2%	0	0	0%	98	96	-2%	66	58	-12%	60%

LAW ENFORCEMENT OPERATIONS



LAW ENFORCEMENT OPERATIONS



CALLS FOR SERVICE

Call Priority	Monthly Number of Calls	YTD Number of Calls
1	6	73
2	98	1,428
3	996	12,246
4	217	2,820
5	1,617	24,026
6	384	5,650
Totals	3,318	46,243
Average Response Times	6:31	5:37

Examples of calls associated with each priority level:

- Priority 1 – Urgent Requests for assistance from Fire, EMS, or Police
- Priority 2 – Accident with Injuries, Bank Robbery, Burglary in progress, Homicide, Suicide, House Fire
- Priority 3 – Accident without Injuries, Intrusion Alarms, DOA, Disturbance in progress, DWI, Prowler
- Priority 4 – Funeral Escorts, Curfew Violation, Animal Running Loose, Loud Party, Prostitution
- Priority 5 – Burglary already occurred, Disturbance already occurred, Forgery already occurred
- Priority 6 – Parking complaint, Fireworks complaint, Gas Theft, Loose Animal

NARCOTICS TASK FORCE ACTIVITY

2008 December Narcotics Stats			
Drugs Seized	Quantity	Unit of Measure	Street Value
Marijuana	209.8	Grams	\$849
Cocaine	0.5	Grams	\$100
Crack	6.3	Grams	\$1,260
Meth	11.3	Grams	\$222
Amphetamine	4.6	Grams	\$720
Hydrocodone	41	D.U.	\$195
Xanax	7	D.U.	\$21
Ice	3.5	Grams	\$700
Ecstasy	27	D.U.	\$675
Drug Arrests	17	Warrants	5

BUDGET

CITY OF TEXARKANA, AR
GENERAL FUND
STATEMENT OF REVENUES & EXPENSES
AS OF FEBRUARY 29, 2008

<u>FUND</u>	<u>DPT</u>	<u>ACCOUNT</u>	<u>ACCOUNT TITLE</u>	<u>BUDGET ANNUAL</u>	<u>CURRENT MONTH</u>	<u>YEAR-TO-DATE ACTUALS</u>	<u>BUDGET %</u>	<u>BUDGET REMAINING</u>
101	121	51010	SALARIES - REGULAR	3,700,000.00	276,307.70	658,465.86	17.8%	3,041,534.14
101	121	51014	SALARIES - AIRPORT	-	-	-	0.0%	-
101	121	51020	LONGEVITY PAY	62,000.00	4,043.83	10,088.63	16.3%	51,911.37
101	121	51030	HOLIDAY PAY	141,365.00	10,328.10	25,697.85	18.2%	115,667.15
101	121	51040	EDUCATION PAY	46,516.00	3,686.38	9,199.86	19.8%	37,316.14
101	121	51050	TRAINING PAY	54,720.00	4,439.63	10,937.55	20.0%	43,782.45
101	121	51070	CLOTHING ALLOWANCE	17,500.00	-	-	0.0%	17,500.00
101	121	51090	OVERTIME	75,000.00	14,001.16	23,264.65	31.0%	51,735.35
101	121	51091	SCHOOL DISTRICT O.T.	-	-	-	0.0%	-
101	121	51092	D.W.I. OVERTIME	58,020.00	5,842.97	5,842.97	10.1%	52,177.03
101	121	51094	SPEED OVERTIME	25,000.00	2,306.67	2,306.67	9.2%	22,693.33
101	121	51095	AIRPORT SECURITY	-	-	-	-	-
101	121	51200	F.I.C.A.	29,000.00	2,439.26	6,277.40	21.6%	22,722.60
101	121	51300	MEDICARE	59,376.00	4,280.48	10,632.09	17.9%	48,743.91
101	121	51400	RETIREMENT	348,820.00	27,410.00	67,708.86	19.4%	281,111.14
101	121	51500	HOSPITALIZATION/LIFE	363,100.00	30,996.00	61,254.00	16.9%	301,846.00
101	121	51550	LIFE INSURANCE	32,000.00	2,341.64	2,341.64	7.3%	29,658.36
101	121	51600	WORKERS COMPENSATION	105,000.00	66,578.52	66,450.53	63.3%	38,549.47
101	121	51800	TERMINATION PAY-GENERAL	-	-	-	0.0%	-
101	121	52010	PROFESSIONAL SERVICES	2,550.00	53.63	439.48	17.2%	2,110.52
101	121	52014	ACCOUNTING SERVICES	-	-	-	-	-
101	121	52020	DATA PROCESSING	5,860.00	-	-	0.0%	5,860.00
101	121	52040	PRINTING & DUPLICATING	5,500.00	518.86	518.86	9.4%	4,981.14
101	121	52050	MAILING & DELIVERY	5,000.00	107.26	107.26	2.1%	4,892.74
101	121	52060	UTILITY SERVICES	4,500.00	334.10	334.10	7.4%	4,165.90
101	121	52070	COMMUNICATIONS	38,250.00	(429.23)	1,200.46	3.1%	37,049.54
101	121	52080	DUES & SUBSCRIPTIONS	3,500.00	726.00	1,191.00	34.0%	2,309.00
101	121	52090	ADVERTISING & PUBLICITY	5,000.00	-	-	0.0%	5,000.00
101	121	52100	TRAVEL/TRAINING	45,000.00	9,003.64	9,583.64	21.3%	35,416.36
101	121	52101	AMMUNITION	20,000.00	3,727.00	3,727.00	18.6%	16,273.00
101	121	52120	RENTAL OF LAND & BUILDING	500.00	-	-	0.0%	500.00
101	121	52130	RENTAL OF EQUIPMENTS	750.00	-	-	0.0%	750.00
101	121	52135	LEASE OF EQUIPMENT	1,000.00	-	-	0.0%	1,000.00
101	121	52180	MAINTENANCE MACH/EQUIP	11,000.00	974.00	974.00	8.9%	10,026.00
101	121	52185	MAINTENANCE VEHICLES	104,000.00	7,760.90	8,212.67	7.9%	95,787.33
101	121	52200	CONFIDENTIAL FUNDS	2,000.00	-	-	0.0%	2,000.00
101	121	53010	OFFICE SUPPLIES	10,000.00	223.54	251.71	2.5%	9,748.29
101	121	53020	OPERATING SUPPLIES	27,000.00	374.45	480.59	1.8%	26,519.41
101	121	53024	OPERATING PUB INTOX/DWI	8,000.00	-	-	0.0%	8,000.00
101	121	53030	FOOD	1,500.00	-	-	0.0%	1,500.00
101	121	53034	TSA EXPENDITURES	14,000.00	-	-	0.0%	14,000.00
101	121	53050	CLOTHING & LINEN	41,000.00	1,330.62	1,613.49	3.9%	39,386.51
101	121	53060	MINOR TOOLS & EQUIP	7,000.00	-	-	0.0%	7,000.00
101	121	53070	MOTOR FUELS & LUBRICANT	208,000.00	-	-	0.0%	208,000.00
101	121	53110	MATERIALS MACH/EQUIP	1,000.00	-	-	0.0%	1,000.00
101	121	53130	MATERIALS UNCLASSIFIED	500.00	-	-	0.0%	500.00
101	121	54215	BREATH ALCOHOL TESTING	-	-	0	-	-
101	121	54100	INSURANCE	-	-	-	-	-
101	121	58446	REGIONAL AIRPORT	6,600.00	1,000.00	1,000.00	15.2%	5,600.00
101	121	58510	COST RECOVERY	-	\$ (92.99)	\$ (1,512.66)	-	1,512.66
			POLICE/C.I.D.	5,696,427.00	480,614.12	990,102.82	17.4%	4,706,324.18

101	125	51010	SALARIES - REGULAR	45,800.00			0.0%	45,800.00
101	125	51090	OVERTIME	170.00			0.0%	170.00
101	125	51200	F.I.C.A.	2,850.00			0.0%	2,850.00
101	125	51300	MEDICARE	670.00			0.0%	670.00
101	125	51400	RETIREMENT	2,760.00			0.0%	2,760.00
101	125	51500	HOSPITALIZATION/LIFE	8,856.00			0.0%	8,856.00
101	125	51600	WORKERS COMPENSATION	1,180.00			0.0%	1,180.00
101	125	52010	PROFESSIONAL SERVICES	500.00			0.0%	500.00
101	125	52040	PRINTING & DUPLICATING	500.00			0.0%	500.00
101	125	52050	MAILING & DELIVERY	-				-
101	125	52070	COMMUNICATIONS	500.00			0.0%	500.00
101	125	52080	DUES & SUBSCRIPTIONS	-				-
101	125	52090	ADVERTISING & PUBLICITY	-				-
101	125	52100	TRAVEL/TRAINING	1,000.00			0.0%	1,000.00
101	125	52180	MAINTENANCE MACH/EQUIP	1,000.00			0.0%	1,000.00
101	125	52185	MAINTENANCE VEHICLES	4,000.00			0.0%	4,000.00
101	125	53020	OPERATING SUPPLIES	1,500.00			0.0%	1,500.00
101	125	53050	CLOTHING & LINEN	900.00			0.0%	900.00
101	125	53060	MINOR TOOLS & EQUIP	750.00			0.0%	750.00
101	125	53070	MOTOR FUELS & LUBRICANT	8,500.00			0.0%	8,500.00
			ANIMAL CONTROL	81,436.00	-	-	0.0%	81,436.00
101	126	51010	SALARIES - REGULAR	83,860.00	6,152.00	14,837.35	17.7%	69,022.65
101	126	51020	LONGEVITY PAY	1,248.00	90.70	226.75	18.2%	1,021.25
101	126	51030	HOLIDAY PAY	3,170.00	260.34	650.85	20.5%	2,519.15
101	126	51040	EDUCATION PAY	-	150.46	376.15		(376.15)
101	126	51050	TRAINING PAY	-	147.68	369.20		(369.20)
101	126	51090	OVERTIME	-	-	-		-
101	126	51300	MEDICARE	1,336.00	100.64	250.59	18.8%	1,085.41
101	126	51400	RETIREMENT	9,170.00	690.55	1,719.46	18.8%	7,450.54
101	126	51500	HOSPITALIZATION/LIFE	8,856.00	738.00	1,476.00	16.7%	7,380.00
101	126	51600	WORKERS COMPENSATION	3,097.00	1,624.49	1,624.49		1,472.51
			COPS IN SCHOOLS	110,737.00	9,954.86	21,530.84	19.4%	89,206.16
			TOTAL EXPENSES	5,888,600.00	490,568.98	1,011,633.66	17.2%	4,876,966.34

***FIGURES ARE UNAUDITED & UNADJUSTED



FEDERAL & STATE GRANT STATUS

2007 DOJ Bulletproof Vest Grant: Expires 12/31/2008

This grant pays one half of purchase cost of bullet proof body armor for police officers. National Institute of Justice Standards (BJA/NIJ) recommends that body armor be replaced every five years and the agency provides body armor for every officer and replaces it according to NIJ replacement recommendations. We anticipate these funds will carry over into the FY 2008 budget year and will keep you posted.

2008 DWI Traffic Enforcement Grant: Expires 09/30/09

This grant pays overtime for DWI, speed, and occupant protection enforcement. The Federal amount is \$77,600. We have an in-kind local match of \$47,336 from the regular police budget. Local match (in-kind) uses a salary off-set from one of the patrol officers assigned to the Special Operations Traffic Section as match. This program started in 1991 and has



been funded for approximately 16 years. This grant overlaps our budget year due to the State of Arkansas being on a different fiscal year.

2008 Bi-State Narcotics Task Force Grant: Expires 06/30/09

This grant pays the salaries for TAPD personnel in the Bi-State Narcotics Task Force. This is a multi-jurisdictional task force consisting of TAPD, TTPD & MSCO personnel. This is our longest running grant project. It partially funds the salaries of five city police officers and two Miller County Deputies. The federal amount is \$148,265.00, state amount is \$29,628.00, and local match totals \$243,151.00. Our task force has been one of the more successful in the State of Arkansas. Reductions have occurred in both the federal and state grant funding awards resulting in an increase in local match to maintain the unit. The grant total for this fiscal year is \$421,044.00.

2008 STOP Violence Against Women Act Grant: Expires 09/30/09



This grant pays the full salary of a police investigator to investigate all cases involving violent crimes committed against women. The grant also pays the salary for a police liaison position (case coordinator). The state amount is \$81,262, and the local in-kind match is \$26,175 for a total

of \$107,437.

2007 Texarkana Housing Authority General Fund Officer Positions: Expires 11/31/08

The THA's share is \$85,000.00 and the city picks up the balance needed for salary and fringe for two officers. THA officers are primarily responsible for Texarkana Housing Authority property. The approximate match is 75% federal and 25% local match. The funds received from THA have been deposited into the regular salary line item to simplify our budget tracking.


COPS In Schools Agreement: Expires 08/01/2009

The School District and the Police Department have entered into a two year agreement (following the completion of the 2004 COPS in Schools Grant funding) whereby the School District will reimburse the City for associated personnel costs of two (2) police officers assigned TASD as School Resource Officers. One SRO will be assigned to Arkansas High School and one at North Heights Junior High School.



TEXARKANA POLICE – WE'RE ON THE WEB AT

www.txkusa.org/arkpolice



1970



1975



1977



1987



1990