

**MONTHLY REPORT**



*Robert H. Harrison*

**CHIEF OF POLICE**

NOVEMBER 2016



**Robert H. Harrison**  
Chief of Police

**TEXARKANA POLICE DEPARTMENT**  
**CITY OF TEXARKANA, ARKANSAS**  
P.O. BOX 1885  
TEXARKANA, AR 75504-1885  
(903) 798-3130  
FAX (903) 798-3023  
[www.txkusa.org/arkpolice](http://www.txkusa.org/arkpolice)



**Capt. Glenn M. Greenwell**  
Division Commander

**“Excellence Innovation Integrity”**

To: Dr. Kenny Haskin  
City Manager

From: Robert Harrison  
Chief of Police

Date: November 30, 2016

Re: October 2016 Management Report Supplemental Information

This is a snapshot of significant events, issues and activities that occurred within the Police Department during the month of October. Listed below are some highlights of these items. You may find more in-depth information within the complete management report that accompanies this memorandum. If there are any issues, please contact me or one of the Division Commanders.

- The police department participated in Race for a Cure during the month of October. Large numbers of people attended this event at the Four States Fairgrounds, and the Department’s involvement included traffic control and crime prevention.
- The Department participated in National Night Out during the month of October. This event fosters community cohesiveness in an effort to combat issues of criminal activity and other issues that directly affect our community.
- During the month of October, members of the Patrol Division participated in the national airport disaster preparedness drill. This annual drill tests the emergency response to airport disasters to ensure successful mission cohesiveness across all responding departments and helps to identify critical areas that require improvement. The police department’s mission during this drill was centered on traffic control.
- The Department was awarded the 2016-2017 VOCA and STOP (Violence Against Women Act) grants during the month of October. These grants provide for the full salary of a police investigator to investigate all cases involving violent crimes committed against women as well as funding for a civilian case coordinator position. The total amount received from the State of Arkansas was \$88,098.18 with a total in-kind match set at \$27,860.30.

# PERSONNEL ISSUES

The following personnel actions occurred during this month:

Retirements	Sergeant Sam McJunkins
Resignations	None
Hiring	None
Promotions	None
Terminations	None

## IN-SERVICE TRAINING



Courses Taken		Hours
FTO School		40
Microsoft Excel		16
October Monthly Total		56
Year to Date Total		1,576

## NARCOTICS TASK FORCE ACTIVITY

2016 November Narcotics Stats			
Drugs Seized	Quantity	Unit of Measure	Street Value
Marijuana	397.20	Grams	\$1,604
Methamphetamine (ice)	28.10	Grams	\$5,620
Prescription pills	16.90	Grams	\$213

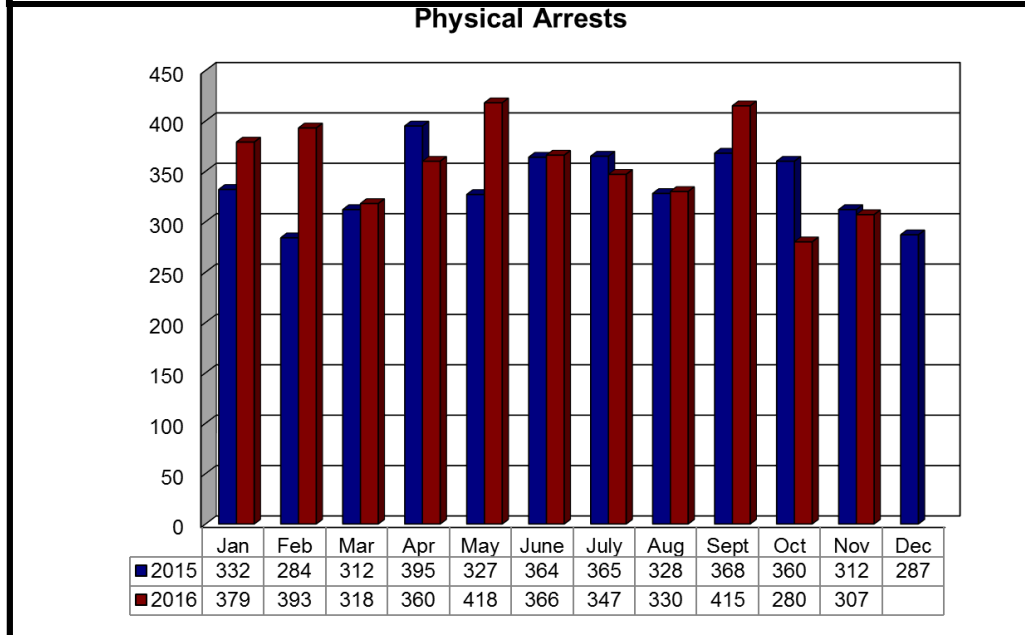
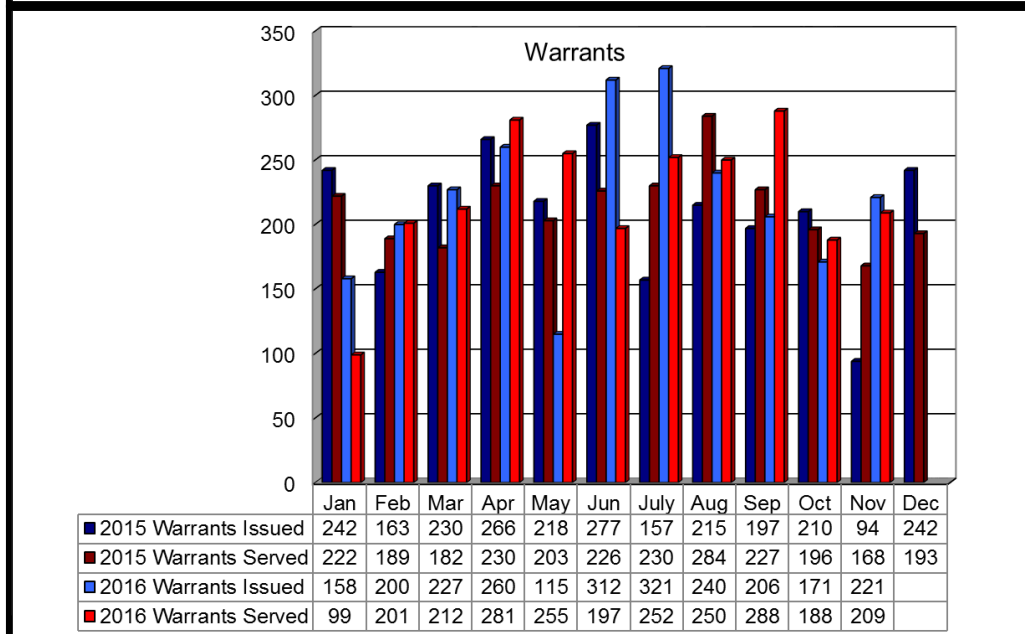
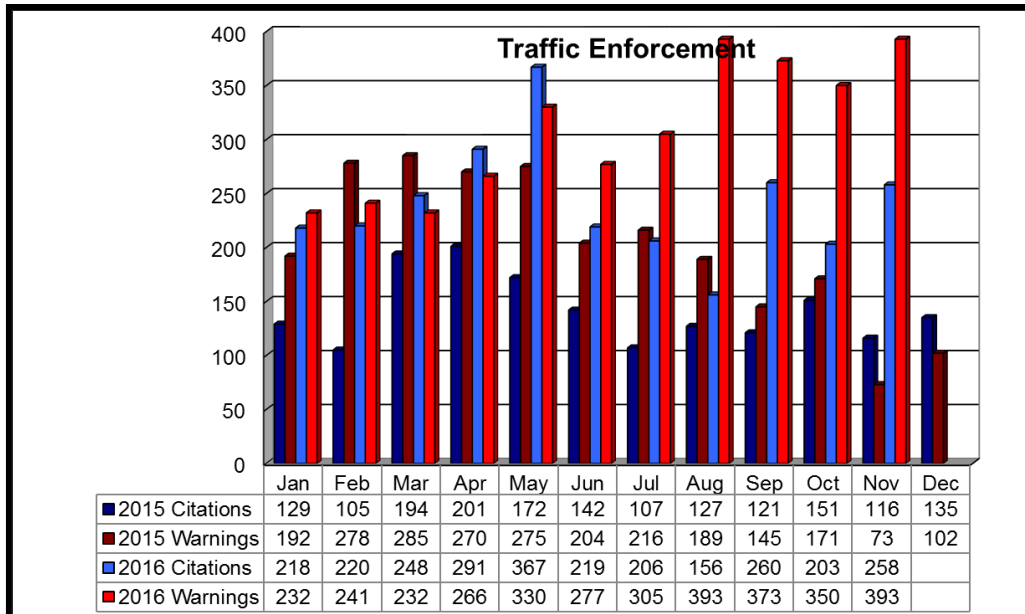
# INDEX CRIME

2016 November Case Assignments												
FELONY							MISDEMEANOR					
	Assigned	Cleared	Arrested	Cont.	Unfounded	Clearance Rate	Assigned	Cleared	Arrested	Cont.	Unfounded	Clearance Rate
Briggs, T.	23	0	4	18	2	26%	3	0	0	3	0	0%
Caudle, K.	5	0	5	0	0	100%	0	0	0	0	0	
Colley, L.	10	0	10	0	0	100%	0	0	0	0	0	
Cross, R.	24	0	2	21	2	17%	3	0	0	3	0	0%
Easley, W.	6	1	3	2	1	83%	0	0	0	0	0	
Gatlin, B.	3	3	2	1	0	167%	4	0	0	1	3	75%
Grigsby, J.	0	0	0	0	0		0	0	0	0	0	
Haak, J.	4	2	0	0	2	100%	0	0	0	0	0	
Kirkland, S.	7	0	5	0	2	100%	7	0	0	6	1	14%
Knouse, C.	0	0	0	0	0		33	29	12	25	1	127%
Miles, T.	0	0	0	0	0		2	0	2	0	1	150%
Munn, L.	0	0	0	0	0		10	9	0	1	0	90%
Parker, D.	10	0	5	5	2	70%	54	9	16	32	1	48%
Pilgreen, K.	0	0	0	0	0		3	3	0	1	0	100%
Shores, J.	0	0	0	0	0		15	4	0	10	1	33%
Sturdevant, J.	3	0	3	0	0	100%	0	0	0	0	0	
Tribble B.	23	0	4	21	0	17%	4	0	0	4	0	0%
Whatley T.	0	0	5	0	0		2	0	0	1	1	50%
White, Z.	5	0	2	3	0	40%	6	2	1	3	0	50%
Winters, E.	7	0	2	4	2	57%	3	0	0	2	1	33%
Yonts, S.	0	0	0	0	0		43	1	0	35	7	19%
	130	6	52	75	13	55%	192	57	31	127	17	55%

# LAW ENFORCEMENT OPERATIONS

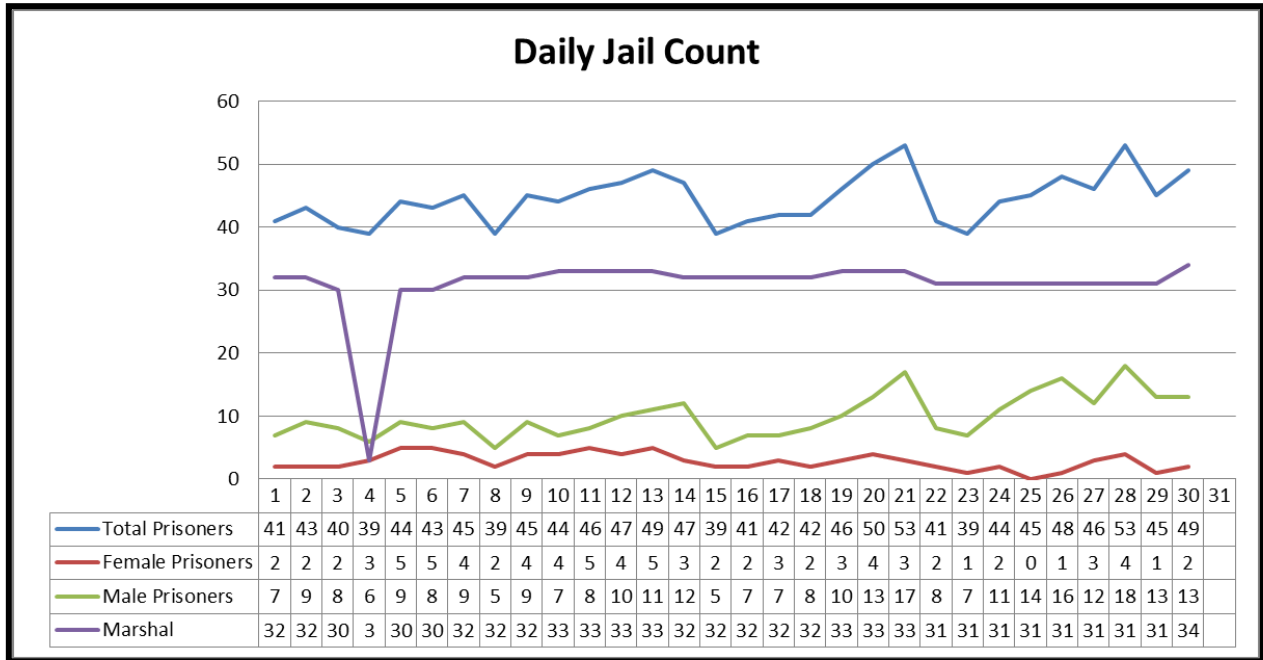
Nov-16	MONTHLY ARRESTS	YEAR-TO-DATE
<b>OFFENSES-CLASS I</b>		
HOMICIDE	1	3
ROBBERY	7	14
RAPE	1	14
ASSAULT-AGGRAVATED/BATTERY 1 & 2	10	59
ASSAULT-NON AGGRAVATED/BATTERY 3	3	46
BATTERY 3 DOMESTIC VIOLENCE	15	180
ASSAULT 1,2,3	1	16
ASSAULT ON OFFICER	0	0
FLEEING	9	84
RESISTING ARREST	4	26
TERRORISTIC THREATS	3	45
FAILURE TO SUBMIT TO ARREST	3	48
<b>BURGLARY(B&amp;E)</b>	7	85
LARCENY-THEFT/SHOPLIFTING	30	524
THEFT OF SERVICE	0	1
THEFT BY DECEPTION	0	1
HINDERING SECURED CREDITOR	0	0
MOTOR VEHICLE THEFT	0	0
<b>FELONY WARRANTS</b>	<b>26</b>	<b>235</b>
<b>FELONY ARRESTS</b>	<b>72</b>	<b>852</b>
<b>OFFENSES-CLASS II</b>		
ARSON	1	1
FORGERY & COUNTERFEITING	5	45
FRAUD	0	11
EMBEZZLEMENT	0	0
STOLEN PROPERTY/THEFT BY RECEIVING	8	57
VANDALISM/CRIMINAL MISCHIEF	6	89
ILLEGAL DUMPING	0	0
WEAPONS	3	42
PROSTITUTION & VICE	0	0
SEX OFFENSES/INDECENT EXPOSURE	0	14
SEXUAL ABUSE	0	0
NARCOTICS/FELONY	18	312
NARCOTICS/MISD	15	218
POSSESSION OF INSTRUMENT OF CRIME	17	249
GAMBLING	0	0
LIQUOR LAW VIOL./MINOR IN POSSESSION	0	3
POSSESSION OF ALCOHOL	0	0
CONTRIBUTING TO A MINOR	0	1
DRUNK/PUBLIC INTOXICATION	17	243
DISORDERLY CONDUCT	12	186
LOITERING	9	60
ALL OTHER	84	1,064
CRIMINAL TRESPASS	16	184
CRIMINAL IMPERSONATION	14	121
KIDNAPPING	0	0
FAILURE TO APPEAR-FTA	57	569
FAIL TO OBEY COURT ORDER-CONTEMPT	76	1,061
HARASSMENT/HARASSING COMMUNICATION	10	124
UNAUTHORIZED USE OF MOTOR VEHICLE	0	2
SOLICITING	0	0
VIOLATION OF CITY NOISE ORDINANCE	0	35
<b>TOTAL VIOLATIONS</b>	<b>462</b>	<b>5,842</b>
MISDEMEANOR WARRANTS	183	2,238
MISDEMEANOR ARRESTS	235	3,085
<b>TOTAL WARRANTS</b>	<b>209</b>	<b>2,473</b>
<b>TOTAL ARRESTS</b>	<b>307</b>	<b>3,937</b>

# LAW ENFORCEMENT OPERATIONS

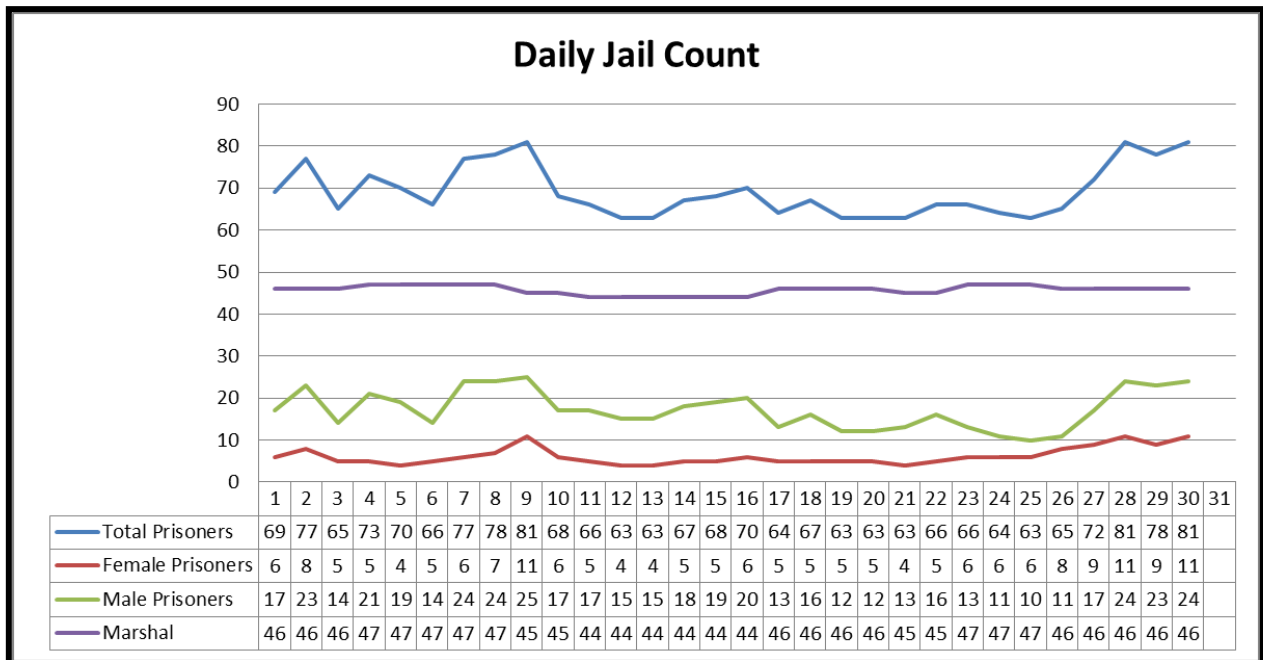


# LAW ENFORCEMENT OPERATIONS

November 2016



November 2015



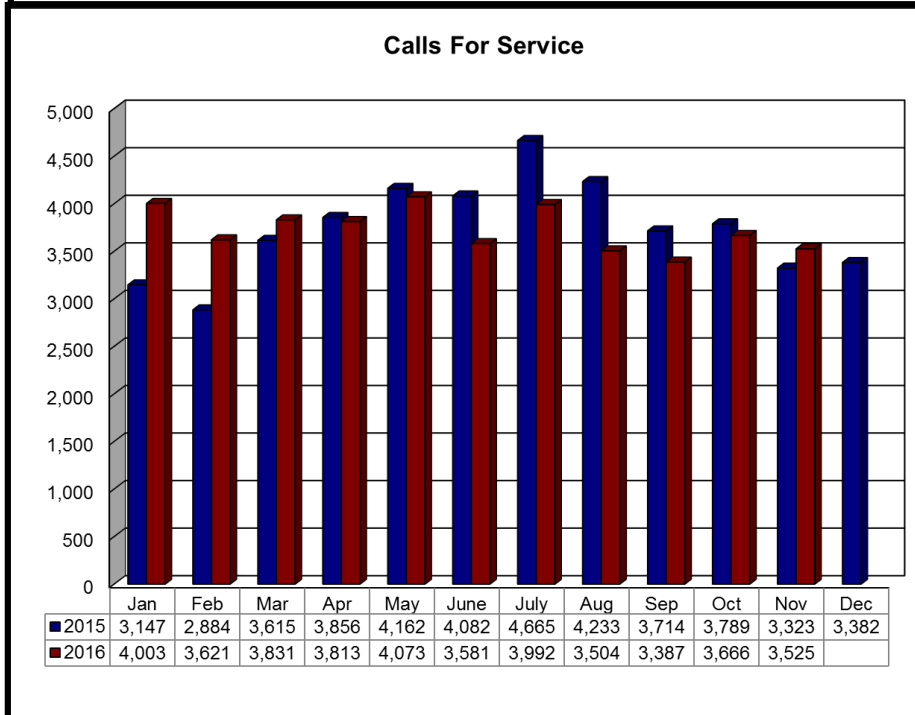
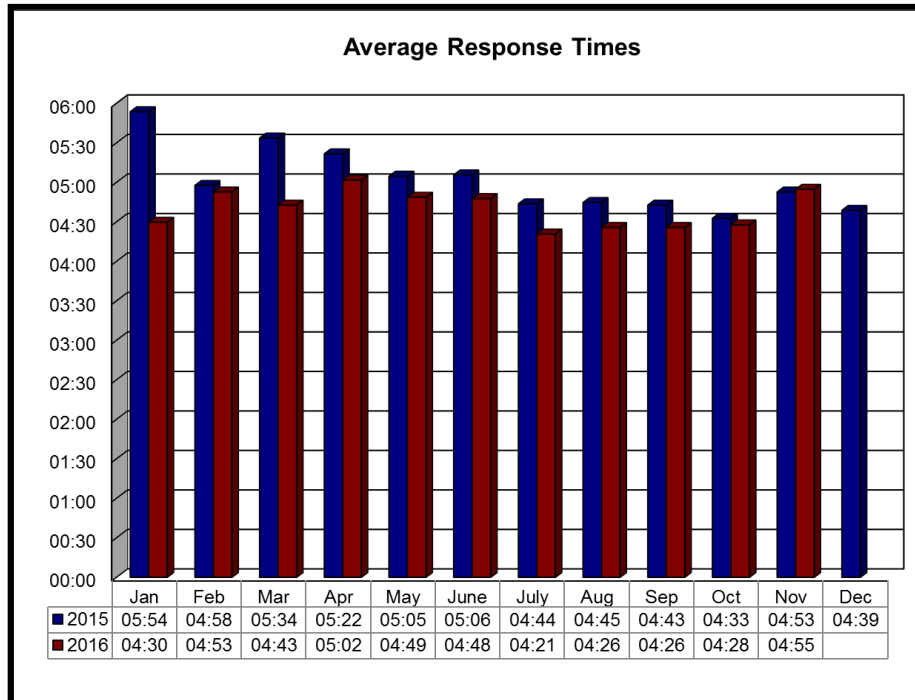
# Bi-State Jail Costs

## LaSalle Corrections Detention Department

MONTH	2016	2015	Increase/ Decrease	2016	2015	Increase/ Decrease	2016	2015	Increase/ Decrease	2016	2015	Increase/ Decrease
	TAPD	TAPD		USM	USM		TOTAL	TOTAL		AMOUNT	AMOUNT	
JANUARY	918	730	188	1,392	1,314	78	2,310	2,044	266	\$ 96,188.40	\$ 82,638.92	\$ 13,549.48
FEBRUARY	954	583	371	1,113	1,132	-19	2,067	1,715	352	\$ 86,069.88	\$ 70,722.90	\$ 15,346.98
MARCH	937	793	144	1,130	1,149	-19	2,067	1,942	125	\$ 86,069.88	\$ 80,864.88	\$ 5,205.00
APRIL	925	934	-9	1,058	1,081	-23	1,983	2,015	-32	\$ 82,572.12	\$ 83,904.60	\$ (1,332.48)
MAY	925	943	-18	919	1,166	-247	1,844	2,109	-265	\$ 76,784.16	\$ 87,818.76	\$ (11,034.60)
JUNE	875	1,052	-177	884	1,027	-143	1,759	2,079	-320	\$ 73,244.76	\$ 86,569.56	\$ (13,324.80)
JULY	1,045	1,058	-13	968	996	-28	2,013	2,054	-41	\$ 83,821.32	\$ 85,528.56	\$ (1,707.24)
AUGUST	818	890	-72	904	1,075	-171	1,722	1,965	-243	\$ 71,704.08	\$ 81,822.60	\$ (10,118.52)
SEPTEMBER	0	836	-836	0	1,141	-1,141	0	1,977	-1,977	\$ -	\$ 82,322.28	\$ (82,322.28)
OCTOBER	0	899	-899	0	1,382	-1,382	0	2,281	-2,281	\$ -	\$ 94,980.84	\$ (94,980.84)
NOVEMBER	0	819	-819	0	1,304	-1,304	0	2,123	-2,123	\$ -	\$ 88,401.72	\$ (88,401.72)
DECEMBER	0	820	-820	0	1,439	-1,439	0	2,259	-2,259	\$ -	\$ 94,064.76	\$ (94,064.76)
Year to Date Total	7,397	3,983	3,414	8,368	5,842	2,526	15,765	9,825	5,940	\$ 656,454.60	\$ 405,950.06	\$ 250,504.54



# Calls for Service



Dispatched Calls for Service		
Call Priority	November	YTD
1 Critical	20	211
2 High	1,217	15,697
3 Medium	1,893	22,812
4 Low	392	5,912
<b>Totals</b>	<b>3,525</b>	<b>44,643</b>
<b>Average Response</b>	<b>04:45</b>	<b>04:40</b>

# **FEDERAL & STATE GRANT STATUS**

## **2016 JAG Grant: Expires 09/30/2019**

In conjunction with Miller County, the Department was awarded the 2065 JAG Grant. The total funding associated with this grant—which is administered through the Department of Justice—is \$28,514. Because the Department of Justice requires the City to split the grant with Miller County, the City received \$19,105. The Department intends to purchase six Motorola APX 6000 portable police radios with its portion of the grant funding.

## **2016-2017 DOJ Bulletproof Vest Grant: Expires 08/31/2017**

This grant pays one half of purchase cost of bullet proof body armor for police officers. National Institute of Justice Standards (BJA/NIJ) recommends that body armor be replaced every five years and the agency provides body armor for every officer and replaces it according to NIJ replacement recommendations. This year's grant will cover half of the cost of approximately 18 vests for a total of \$7,193.79.

## **2016-2017 DWI Traffic Enforcement Grant:**

**Expires 09/30/17**

This grant program, which started in 1991, pays overtime for DWI, speed, and occupant protection enforcement. The Federal amount is \$46,500. We have an in-kind local match of \$46,500 from the regular police budget. Local match (in-kind) uses a salary off-set from one of the patrol officers assigned to the Special Operations Traffic Section, a portion of the DWI / STEP Sergeant's salary and a portion of the Department's vehicle maintenance cost utilizing a calculation based upon mileage.



## **2016-2017 STOP Violence Against Women Act Grant: Expires 09/30/17**

The STOP grant pays the full salary of a police investigator to investigate all cases involving violent crimes committed against women while the VOCA grant pays the salary of a civilian domestic violence case coordinator. The state amount is \$88,098.18, and the local in-kind match is \$27,860.30.

# **FEDERAL & STATE GRANT STATUS**

## **2015-2016 Texarkana Housing Authority (THA) General Fund Officer Positions:**

**Expires 11/31/16**

The Texarkana Housing Authority's (THA) share is \$130,000.00, which covers the costs associated with the salaries and fringe benefits for two police officer positions. The two police officers who are assigned to THA are primarily responsible for police services within the Texarkana Housing Authority property. All compensation to the City will be made on a cost reimbursement basis.

**TEXARKANA POLICE – WE'RE ON THE WEB AT**  
[arkpolice.txkusa.org](http://arkpolice.txkusa.org)

