

MONTHLY REPORT



Robert H. Harrison

CHIEF OF POLICE

AUGUST 2015



Robert H. Harrison
Chief of Police

TEXARKANA POLICE DEPARTMENT
CITY OF TEXARKANA, ARKANSAS
P.O. BOX 1885
TEXARKANA, AR 75504-1885
(903) 798-3130
FAX (903) 798-3023
www.txkusa.org/arkpolice



Capt. Glenn M. Greenwell
Division Commander

“Excellence Innovation Integrity”

To: Dr. Kenny Haskin
Interim City Manager

From: Robert Harrison
Chief of Police

Date: September 21, 2015

Re: August 2015 Management Report/Quick Reference

This is a snapshot of significant events, issues and activities that occurred within the Police Department during the month of August. Listed below are some highlights of these items. You may find more in-depth information within the complete management report that accompanies this memorandum. If there are any issues, please contact me or one of the Division Commanders.

- The Patrol Division began increased patrols of the City’s schools during the month of August. This proactive posture was in response to the start of the new school year which included not only increased traffic enforcement around the school zones, but it also included additional patrol measures within the school buildings. This proactive patrol will continue throughout the school year.
- The Department awarded the 2015-2016 DWI / STEP grant during the month of August. This grant—which is set to expire on 09/30/2016—will enable the Department to increase its enforcement efforts of the State’s DWI and occupant protection laws. This year, the Department received \$46,500,000 and is required to match that amount (in-kind). The salary off-set from one traffic officer assigned to the Special Operations Section will be utilized as an in-kind match, and a portion of the match will be assigned to maintenance and operational costs. The Department is gearing up for DWI enforcement throughout the upcoming holiday season.
- The department participated in the National DWI campaign from August 21st through September 7th. During this mobilization, the Department targeted violators of the State’s impaired driving laws. The Department’s efforts proved successful through the numerous contacts that occurred during this mobilization period. The Department’s efforts were funded from the DWI Grant.
- During the month of August, the department conducted the fourth annual session of the P.R.I.D.E Academy. This event, which is annually administered by members of the Police Department, is an outreach program organized with assistance from the Texarkana Arkansas School District. The program enables members of the Department to build lasting relationships with young children while providing a platform that facilitates the development of self-confidence and encouragement within the lives of these children. The police department believes this helps the children to make quality life choices which serve to deter them from engaging in a life of criminal activity.

PERSONNEL ISSUES

The following personnel actions occurred during this month:

| | |
|--------------|---|
| Retirements | None |
| Resignations | None |
| Hiring | Recruit Officers Davonte James and Brandon Warner |
| Promotions | None |
| Terminations | None |

IN-SERVICE TRAINING



| Courses Taken | Hours |
|----------------------|-------|
| FTO Class | 96 |
| Firearms | 64 |
| JPX 450 Cobra | 264 |
| August Monthly Total | 424 |
| Year to Date Total | 1,417 |

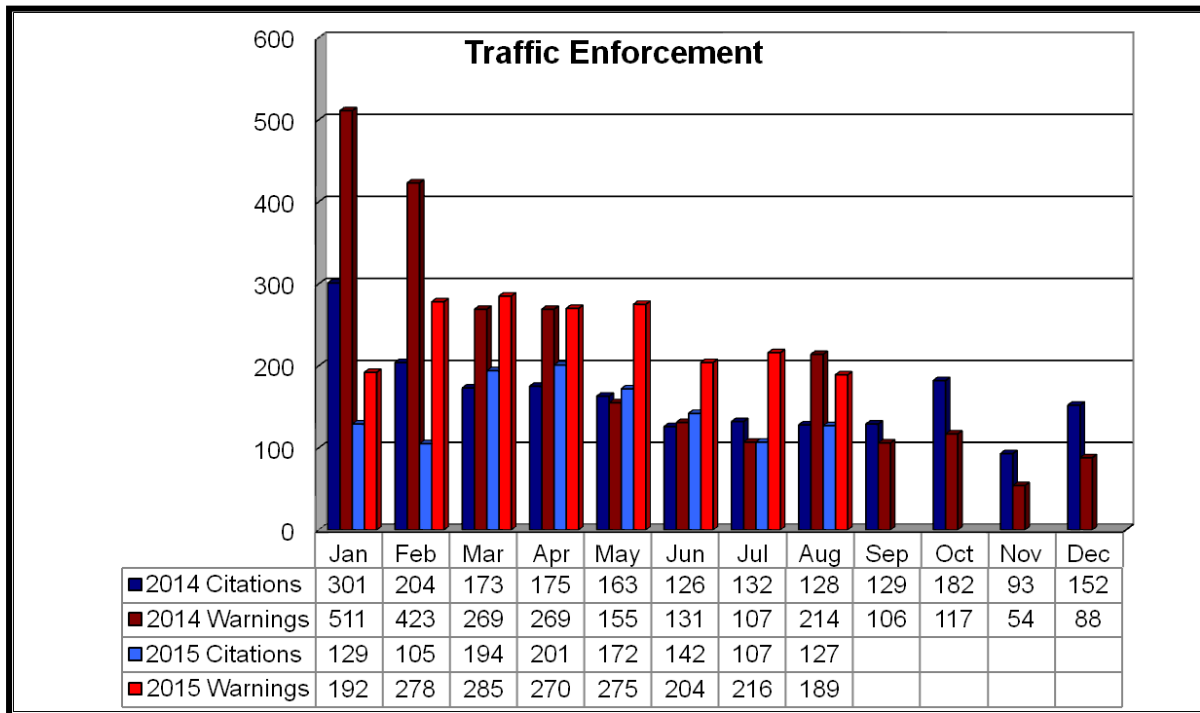
NARCOTICS TASK FORCE ACTIVITY

| 2015 August Narcotics Stats | | | |
|-----------------------------|----------|-----------------|--------------|
| Drugs Seized | Quantity | Unit of Measure | Street Value |
| Cocaine (crack) | 0.10 | Grams | \$20 |
| Marijuana | 24.40 | Grams | \$127 |
| Methamphetamine (ice) | 5.60 | Grams | \$1,120 |
| Prescription pills | 33.00 | DU | \$345 |

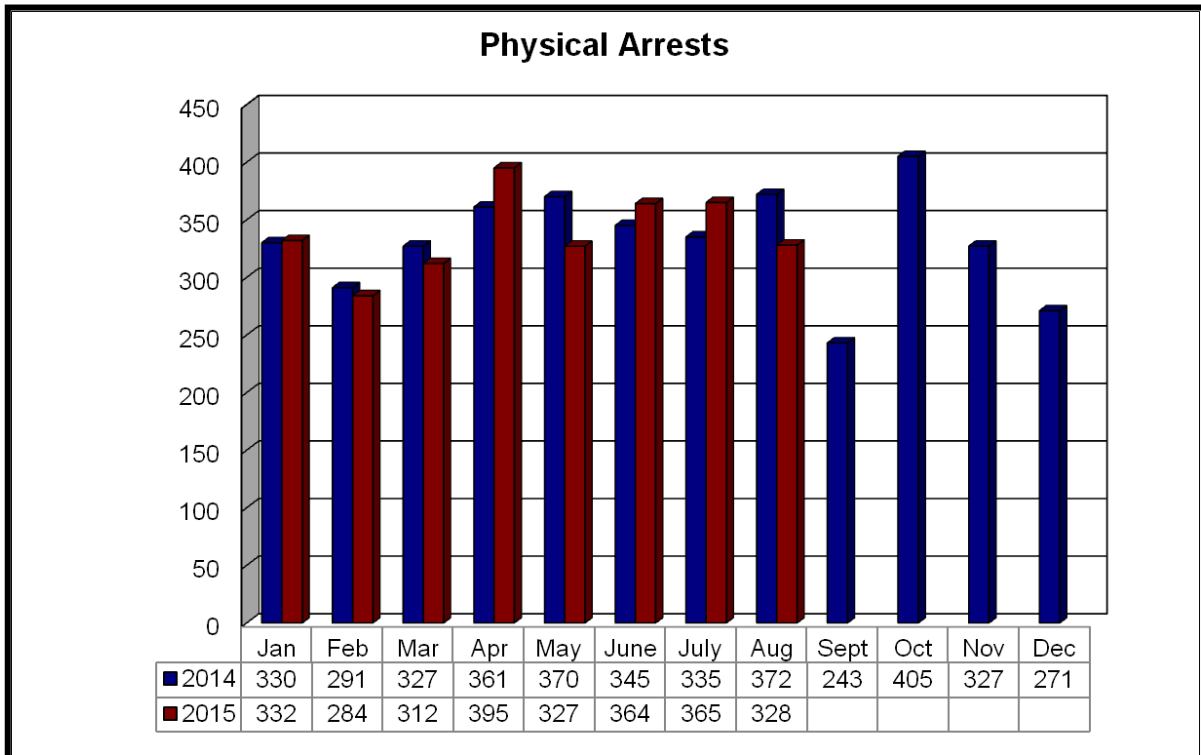
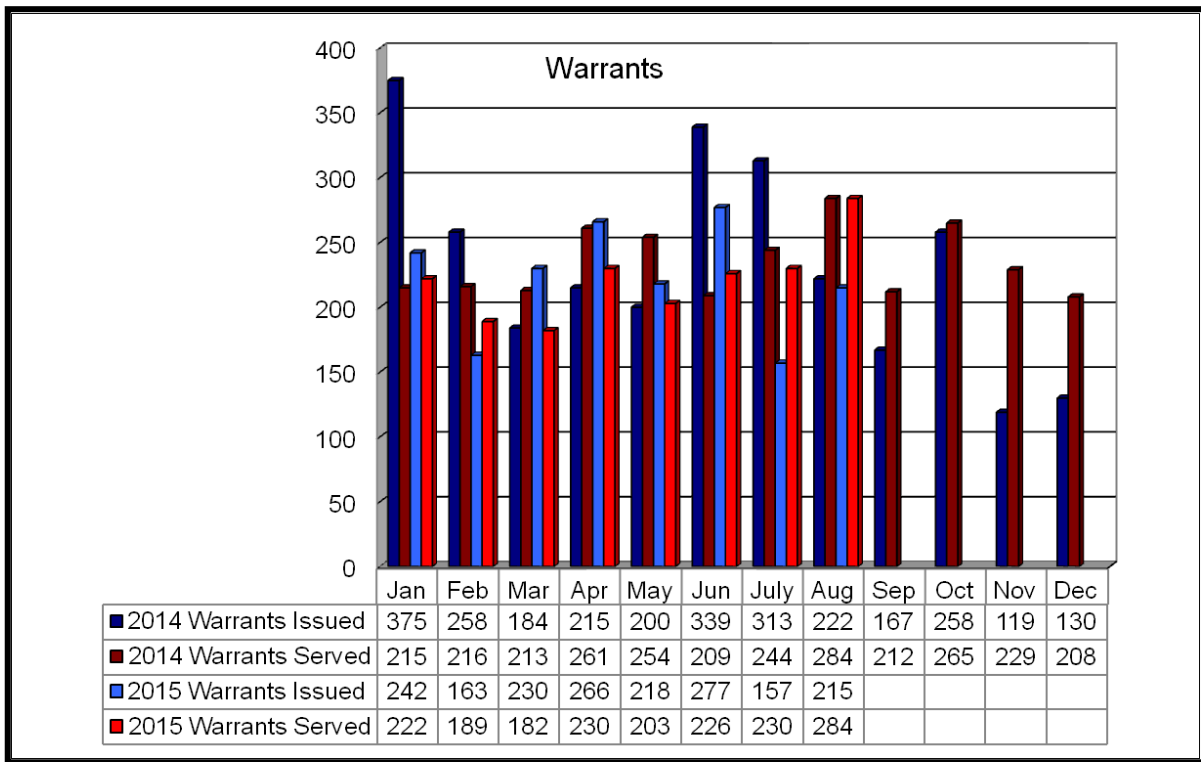
INDEX CRIME

| 2015 August Case Assignments | | | | | | | | | | | | | |
|------------------------------|----------|---------|----------|-------|-----------|----------------|-------------|---------|----------|-------|-----------|----------------|--|
| FELONY | | | | | | | MISDEMEANOR | | | | | | |
| | Assigned | Cleared | Arrested | Cont. | Unfounded | Clearance Rate | Assigned | Cleared | Arrested | Cont. | Unfounded | Clearance Rate | |
| Briggs, T. | 31 | 0 | 2 | 27 | 3 | 16% | 5 | 1 | 0 | 3 | 1 | 40% | |
| Cockrell, R. | 1 | 0 | 0 | 1 | 0 | 0% | 1 | 2 | 3 | 0 | 0 | 500% | |
| Cross, R. | 6 | 0 | 4 | 2 | 0 | 67% | 0 | 0 | 0 | 0 | 0 | | |
| Easley, W. | 4 | 0 | 1 | 3 | 1 | 50% | 12 | 0 | 0 | 5 | 7 | 58% | |
| Fincher, A. | 27 | 0 | 4 | 26 | 0 | 15% | 3 | 1 | 0 | 0 | 2 | 100% | |
| Gatlin, B. | 8 | 3 | 1 | 4 | 0 | 50% | 7 | 0 | 1 | 2 | 4 | 71% | |
| Haak, J. | 2 | 0 | 0 | 1 | 1 | 50% | 0 | 0 | 0 | 0 | 0 | | |
| King, C. | 0 | 0 | 0 | 0 | 0 | | 14 | 10 | 2 | 1 | 1 | 93% | |
| Kirkland, S. | 6 | 3 | 4 | 1 | 3 | 167% | 62 | 4 | 18 | 41 | 3 | 40% | |
| Megason, S. | 5 | 0 | 4 | 1 | 0 | 80% | 0 | 0 | 0 | 0 | 0 | | |
| Munn, L. | 0 | 0 | 0 | 0 | 0 | | 7 | 6 | 0 | 1 | 0 | 86% | |
| Nall, P. | 2 | 0 | 2 | 0 | 0 | 100% | 0 | 0 | 0 | 0 | 0 | | |
| Pilgreen, K. | 0 | 0 | 0 | 0 | 0 | | 8 | 2 | 1 | 5 | 0 | 38% | |
| Rhoden, A. | 1 | 0 | 0 | 0 | 1 | 100% | 124 | 45 | 2 | 70 | 72 | 96% | |
| Wilder, D. | 8 | 2 | 0 | 3 | 3 | 63% | 2 | 0 | 0 | 2 | 0 | 0% | |
| Winters, E. | 11 | 3 | 1 | 4 | 4 | 73% | 3 | 0 | 0 | 3 | 0 | 0% | |
| | 112 | 11 | 24 | 73 | 16 | 46% | 248 | 71 | 27 | 133 | 90 | 76% | |

LAW ENFORCEMENT OPERATIONS

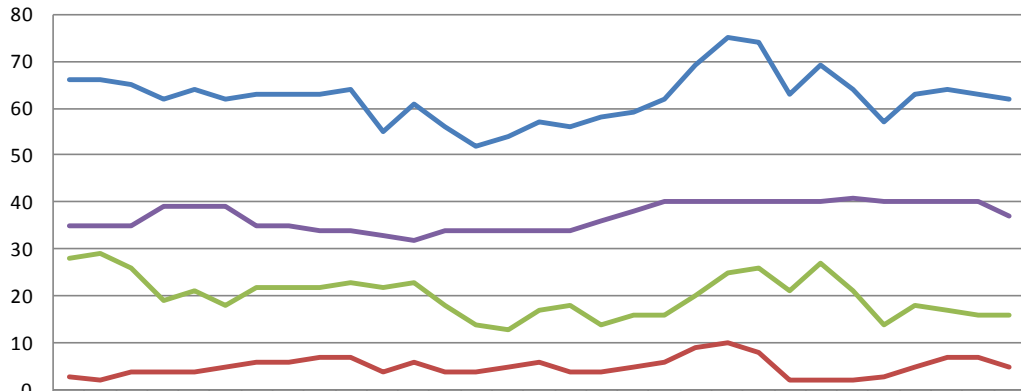


LAW ENFORCEMENT OPERATIONS



LAW ENFORCEMENT OPERATIONS

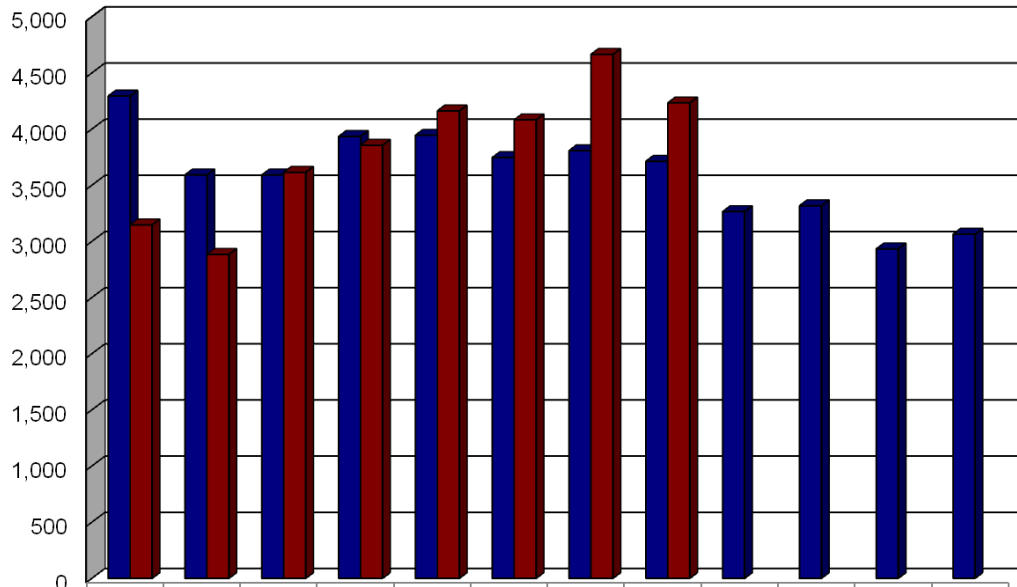
Daily Jail Count



| | 1 | 2 | 3 | 4 | 5 | 6 | 7 | 8 | 9 | 10 | 11 | 12 | 13 | 14 | 15 | 16 | 17 | 18 | 19 | 20 | 21 | 22 | 23 | 24 | 25 | 26 | 27 | 28 | 29 | 30 | 31 |
|------------------|----|----|----|----|----|----|----|----|----|----|----|----|----|----|----|----|----|----|----|----|----|----|----|----|----|----|----|----|----|----|----|
| Total Prisoners | 66 | 66 | 65 | 62 | 64 | 62 | 63 | 63 | 63 | 64 | 55 | 61 | 56 | 52 | 54 | 57 | 56 | 58 | 59 | 62 | 69 | 75 | 74 | 63 | 69 | 64 | 57 | 63 | 64 | 63 | 62 |
| Female Prisoners | 3 | 2 | 4 | 4 | 4 | 5 | 6 | 6 | 7 | 7 | 4 | 6 | 4 | 4 | 5 | 6 | 4 | 4 | 5 | 6 | 9 | 10 | 8 | 2 | 2 | 2 | 3 | 5 | 7 | 7 | 5 |
| Male Prisoners | 28 | 29 | 26 | 19 | 21 | 18 | 22 | 22 | 22 | 23 | 22 | 23 | 18 | 14 | 13 | 17 | 18 | 14 | 16 | 16 | 20 | 25 | 26 | 21 | 27 | 21 | 14 | 18 | 17 | 16 | 16 |
| Marshal | 35 | 35 | 35 | 39 | 39 | 39 | 35 | 35 | 34 | 34 | 33 | 32 | 34 | 34 | 34 | 34 | 34 | 36 | 38 | 40 | 40 | 40 | 40 | 40 | 40 | 41 | 40 | 40 | 40 | 40 | 37 |

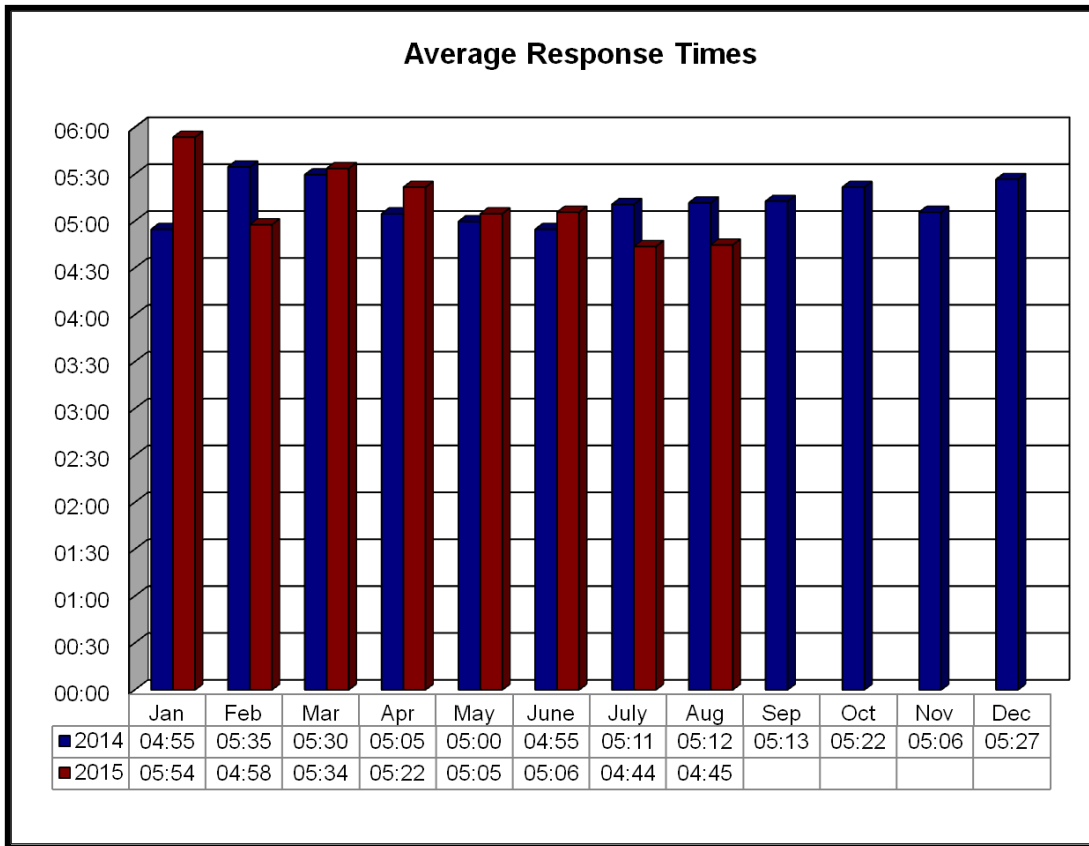
Calls for Service

Calls For Service



| | Jan | Feb | Mar | Apr | May | June | July | Aug | Sep | Oct | Nov | Dec |
|--------|-------|-------|-------|-------|-------|-------|-------|-------|-------|-------|-------|-------|
| ■ 2014 | 4,294 | 3,592 | 3,591 | 3,934 | 3,945 | 3,746 | 3,808 | 3,713 | 3,265 | 3,317 | 2,933 | 3,064 |
| ■ 2015 | 3,147 | 2,884 | 3,615 | 3,856 | 4,162 | 4,082 | 4,665 | 4,233 | | | | |

Calls for Service



| Tyler CAD | | |
|-------------------------|---------------|---------------|
| Call Priority | August | YTD |
| 1 Critical | 12 | 144 |
| 2 High | 1,402 | 10,614 |
| 3 Medium | 1,864 | 14,618 |
| 4 Low | 955 | 4717 |
| Totals | 4,233 | 30,099 |
| Average Response | 04:45 | 05:23 |

FEDERAL & STATE GRANT STATUS

2014 JAG Grant: Expires 09/30/2018

In conjunction with Miller County, the Department was awarded the 2014 JAG Grant. The total funding associated with this grant—which is administered through the Department of Justice—is \$29,828. Because the Department of Justice requires the City to split the grant with Miller County, the City received \$19,984. The Department intends to purchase ten (10) mobile-ready lap top computers with the awarded funds.

2013 DOJ Bulletproof Vest Grant: Expires 08/31/2015

This grant pays one half of purchase cost of bullet proof body armor for police officers. National Institute of Justice Standards (BJA/NIJ) recommends that body armor be replaced every five years and the agency provides body armor for every officer and replaces it according to NIJ replacement recommendations. This year's grant will cover half of the cost of approximately 12 vests for a total of \$4,254.88.

2014-2015 DWI Traffic Enforcement Grant:

Expires 09/30/15

This grant program, which started in 1991, pays overtime for DWI, speed, and occupant protection enforcement. The Federal amount is \$53,000. We have an in-kind local match of \$53,000 from the regular police budget. Local match (in-kind) uses a salary off-set from one of the patrol officers assigned to the Special Operations Traffic Section, a portion of the DWI / STEP Sergeant's salary and a portion of the Department's vehicle maintenance cost utilizing a calculation based upon mileage.



2014-2015 STOP Violence Against Women Act Grant: Expires 09/30/15

The STOP grant pays the full salary of a police investigator to investigate all cases involving violent crimes committed against women while the VOCA grant pays the salary of a civilian domestic violence case coordinator. The state amount is \$87,814.09, and the local in-kind match is \$28,068.93.



FEDERAL & STATE GRANT STATUS

2014-2015 Texarkana Housing Authority (THA) General Fund Officer Positions:

Expires 11/31/15

The Texarkana Housing Authority's (THA) share is \$130,000.00, which covers the costs associated with the salaries and fringe benefits for two police officer positions. The two police officers who are assigned to THA are primarily responsible for police services within the Texarkana Housing Authority property. All compensation to the City will be made on a cost reimbursement basis.

TEXARKANA POLICE – WE'RE ON THE WEB AT
www.txkusa.org/arkpolice

